

Preparing for the “Cast Away Life”



Separated by...

- Failed Bridges
- Landslides
- Debris
- Hazardous Materials



Prepare for the “Cast Away” Life

Psychological

Communication Plan

Meeting Place

Emotional Recovery

Physical


Shelter & Warmth

Water & Food

Medical & Sanitation


Have a Family Plan

- Communication Plan
 - Out of Area Contact
 - Photo
 - Insurance Info
- Update School Info
- Identify Meeting Places

 **OUT OF AREA CONTACT PERSON**
WHY? Local phone systems may be shut down in a disaster. However, you frequently can place a long-distance call.
www.emd.wa.gov
Name (print): _____
Phone number (with area code): _____
Cell phone number (with area code): _____
TIP: You may be able to text message all your loved ones on your cell phone. Keep these messages short.



Have an Out of Area Contact!



Emotional Recovery



Imagine Extended Camp Life without infrastructure



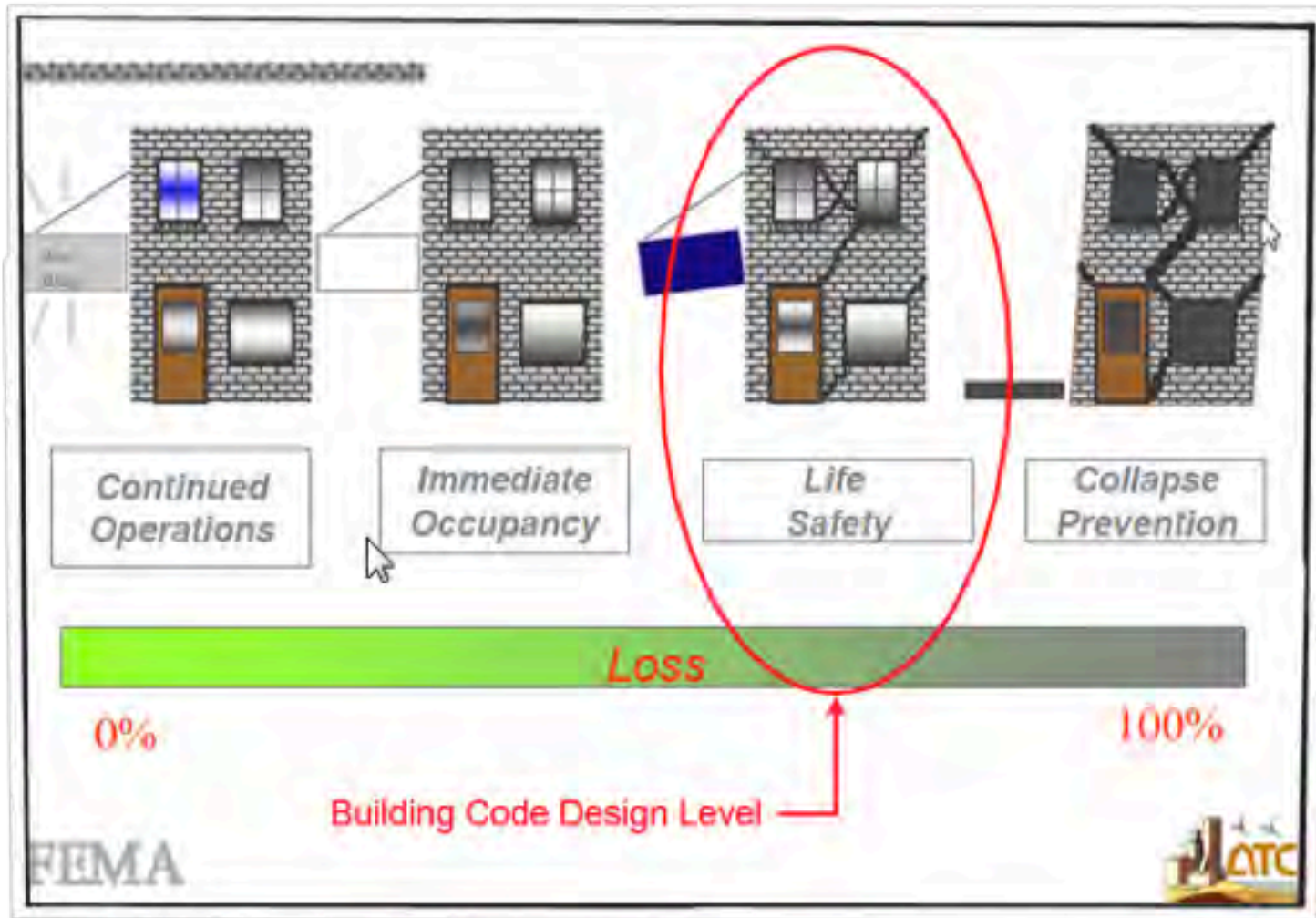
Give Everyone a Job!

Without Utilities



- No Running Water
- No Electricity
- No Communications
- No Sewer System
- No Garbage Pick-up
- No Fuel
- No Groceries in the Store
- No Pharmacy

Living Outside



Protection from the Rain



Make-shift Shelter



This is not a viable solution on the Washington Coast – WIND!

Shelter & Warmth

Tube Tent



High Occupancy Tent



Water

Water Filter Straw



55-Gallon Barrel of Water



Food




A roll of white toilet paper with a single sheet partially unrolled. The roll is cylindrical with a central cardboard core. The paper has a soft, textured appearance. A single sheet is pulled out from the right side, showing its length and the way it folds. The background is plain white.





Personal Preparedness



But what can I do?

- Go-Kit – minimum of 72 hours

- Car
- Office
- Home

✓ Have 3 weeks worth of:

- Food
- Water
- Medicine
- Anything else you deem a necessity



What about me ?



What do you consider a necessity? (*got a pet?*)

http://www.emd.wa.gov/preparedness/prep_pets.shtml

Build a Kit on a Budget!

What:

Where:

Price:

• Utility Knife	Dollar Tree	\$.30
• Radio	Walgreens	\$.81
• Whistle	Dollar Tree	\$.19
• Food	Walmart	\$6.50
• Water (1 Gallon)	Dollar Tree	\$1
• Basic First Aid Kit	Dollar Tree	\$1.10
• Pencils (2) / Paper	Dollar Tree	\$.64
• Leather Gloves	Walmart	\$2.17
• Waterproof Matches	Walmart	\$.52
• Flashlight	Dollar Tree	\$1.10
• AA Batteries (2)	Dollar Tree	\$.27
• Survival Blanket	Walmart	\$3.17
• Backpack / Bag	Goodwill	\$2.20
Total:		\$20.03



Please Note: **The State of Washington does not endorse specific companies.** This list is provided as a reference of what we found and where we found it. You may have the same, or even better, results with these or other stores.

Strengthen Your Community

- Map Your Neighborhood
- Cache of Supplies
 - Neighborhood Caches
 - School Caches
- Vertical Evacuation Options
- Drills
- Seismic Strengthening



Get to know your Neighbors...



And even though...



Neighborhood Preparedness

- First Responders may be overwhelmed and unable to immediately assist individuals
- Neighbors will be the first ones to offer assistance.
- Map Your Neighborhood program provides excellent guidance



In a disaster, your most immediate source of help are the neighbors living around you

Build Response Capacity

- Community Emergency Response Team
- Red Cross
 - Shelter Ops & Management
 - First Aid
- Amateur Radio Operator
- Post-Earthquake Building Evaluations



Animals in Disasters

<http://www.ready.gov/caring-animals>



Summary

Distant Event

Understand
Distant Tsunami

Plan for Before,
During & After

Local Event

Survive a Cascadia
Earthquake

Escape a
Local Tsunami

Prepare for
Island Life

Will Your Behavior Change?

Mass Notification Systems

Prevention & Mitigation Actions

Drop, Cover, Hold

Practice Evacuation Routes

Communication Plan

Gather Supplies

Build Community Capacity

Public Education Saves Lives



Help reduce the impact of a tsunami in your community